

# GE ZONELINE<sup>®</sup> PACKAGED TERMINAL AIR CONDITIONERS

*Product Guide*



GE APPLIANCES



# GE ZONELINE®

## *A Story of American Invention*

In 1961, the GE Zonline® PTAC began making its way into hotels and motels across the country, changing the face of comfort on the road.

Now, over 50 years later, GE Zonline has been reinvented in Louisville, Kentucky, to meet the changing needs of America's hotel industry. The newest GE Zonline PTACs are engineered to be more reliable, efficient, quieter and incredibly easy to install and maintain.







---

## **KEY BENEFITS**

*GE Zoneline is an industry leader  
in four categories:*

**RELIABLE**

**QUIET**

**EFFICIENT**

**APPEARANCE**



# RELIABLE

With over one million units installed across the U.S., and with remarkably low service issues, GE Zonline® PTACs offer unrivaled reliability, consistent performance and constant guest comfort.

---

## UNMATCHED SERVICE & SUPPORT

Our technicians service your Zonline—and any other GE appliances you have—in no time, so guest comfort is not compromised.

## FEATURE HIGHLIGHTS:

**SIMPLIFIED STRUCTURE** | *Easy to maintain and service.*

**PREMIUM GUARD CORROSION PROTECTION** | *Special coatings keep each part performing at peak condition, longer.*

**EASY TO SERVICE** | *Zonelines have integrated structural components for easy maintenance and support.*

**DURABLE DESIGN** | *Rustproof base pan comes standard on all models.*

**SERVICE DIAGNOSTICS PORT** | *Technicians can quickly diagnose problems.*

**QUICK CONNECT** | *The thermostat, central desk control and external fan can be connected in seconds for faster installation and servicing.*

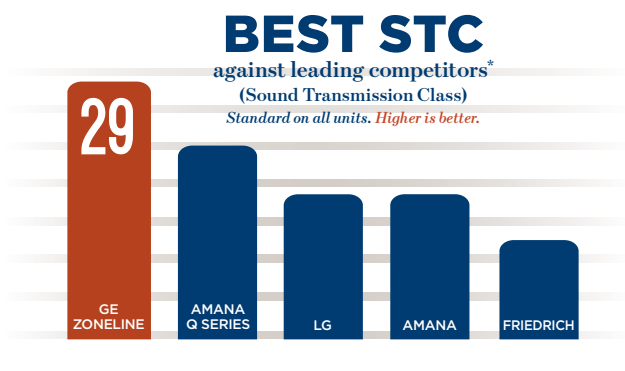


# QUIET

Quiet operation is a strong suit of GE Zoneline®. It's the industry's quietest PTAC\*, so you know your guests will always get a good night's rest.

## WHERE IT COUNTS

Typical outdoor noises such as those from traffic or airports present challenges to hotel owners every day. When tested against leading competitors, GE Zonelines block the most outdoor noise with a sound transmission class of 29\*—that's the highest PTAC STC on the market. That means Zonelines help guests sleep better and can support high guest ratings for hotel and motel properties.



*Guests who are dissatisfied with the room noise or temperature:*

**33%** ARE NOT LIKELY TO RECOMMEND THE HOTEL\*\*

**66%** ARE NOT LIKELY TO RETURN TO THE HOTEL\*\*

GE Appliances Zonelines provide quiet comfort for hotel rooms.

## FEATURE HIGHLIGHTS:

**BAKED-ON MASTIC SOUND BARRIER** | A heavy-duty barrier covers the back of the unit for superior sound insulation.

**WEATHER BARRIER SYSTEM SEAL** | A seal around the perimeter of the unit keeps noise and dirt outside.

**TWO DC FAN MOTORS** | A motor for each fan reduces noise by dialing in the exact airflow needed for each heating and cooling function.


**LARGE CROSS-FLOW BLOWER** | Airflow is optimized for a low, balanced sound that is hardly noticeable.

**SMART FAN COOLING/HEATING** | Allows the fan to run in either continuous mode during hot weather or cycle mode during the winter months, saving energy and improving guest comfort.

\*When compared to leading competitors. 12,000 BTU/h heat pump models tested by independent third-party testing at a national acoustical lab, conducted March 2015 and October 2015, in accordance with ASTM and AHRI standards. The higher the STC rating, the better the unit blocks outside noise.

\*\*Clarabridge Ratings and Reviews, for hospitality data collected July 2013 – June 2014. "Americans' biggest complaints about hotels" Forbes Magazine, July 27, 2012 issue.







# EFFICIENT

GE Zonline® PTACs are highly efficient. Zonline heat pumps can save a property hundreds of dollars per month in utility expenses.\* On average Zonline is 7% more efficient than the leading competitor.\*\*

---

## WHY IT MATTERS

Decreasing the energy usage of your properties can save you a lot of money. Since Zonline PTACs are one of the industry leaders in efficient operation, you'll be able to cut utility bills without compromising comfort.

## FEATURE HIGHLIGHTS:

**REVERSE CYCLE DEFROST** | *Prolongs heat pump operation, saving energy and money.*

**ELECTRONIC TEMPERATURE LIMITING** | *Limits are preset to save energy and avoid excessive temperature swings.*

**HEAT & FREEZE SENTINELS** | *Specially designed sentinels protect your property by preventing overheating or freezing.*

**EXTENSIVE HEAT SOURCE LOGIC** | *Smart technology lets each unit automatically select the right heat source to efficiently meet guest needs.*

**SMART PROGRAMMING** | *Every unit is programmed to balance guest comfort with efficient operation.*

\*Savings depend on region, equipment, structure and other factors.

\*\*Zonline AZ45 and AZ65 series base models, average for EER & COP ratings per AHRI listing May 2016. Efficiency benefits may vary by model and region.



# APPEARANCE

GE Zonline® boasts a slim room front, sleek appearance and light color that blends in seamlessly with any hotel décor and room design. With an industry-standard 42" x 16" cutout and the industry's slimmest room front, Zonline provides more open, usable space in the room itself.



---

## STREAMLINED, INSIDE AND OUT

Zonline is sleek on the outside, and is also more efficiently engineered inside.

### FEATURE HIGHLIGHTS:

**BACKLIT, COVERLESS CONTROL PANEL** | *Attractive display with large, white LED lights and no control panel cover keep this unit looking like new.*

**SLEEK APPEARANCE** | *42" x 16" cutout with a shallow depth provides more usable room space.*

**LIGHT COLOR** | *Perfectly blends in with modern interior designs.*

**DIMMING DISPLAY** | *Automatic dimming feature makes sure LED lights are never too bright at night.*

## FEATURE HIGHLIGHTS

*GE Zoneline® has a legacy of energy efficiency and guest comfort, thanks to innovative features that property managers love.*



### PREMIUM GUARD CORROSION PROTECTION\*

Special coatings, paintings and stainless steel ensure lasting performance in challenging environments such as oceanfront properties.



### MAKEUP AIR\*

An included secondary system provides continuous outdoor air. The supplemental dehumidification system operates when relative humidity levels rise above 55%. Available on select models.



### BAKED-ON MASTIC SOUND BARRIER

A heavy-duty barrier covers the back of the unit for superior sound insulation.



### INTERNAL CONDENSATE REMOVAL (ICR)\*

A system of drainpipes and pump minimizes the amount of condensate draining from the unit when in heat pump mode.



### DRY AIR 25\*

Zoneline Dry Air models remove 20%-35% more moisture from the air than standard Zoneline air conditioners\*\*, making them perfect for high humidity climates.



### SYSTEM COMPATIBILITY

Compatible with a wide variety of thermostats and energy management systems, including central desk control.

\*Available on select models.  
\*\*Varies when comparing dehumidification rates of the 7,000/9,000/12,000BTU base models to their Dry Air model counterparts. AZ45 Series electric resistance models only.





### BLOWER DC MOTORS

Large cross-flow blower, two DC fan motors and smart fan cooling and heating keep the unit quiet while providing efficient heating and cooling performance.



### HEAT PUMP FEATURES

Reverse cycle defrost increases efficiency and allows unit to run in heat pump mode longer.  
Backup resistance heat delivers quick heating comfort.



### HEAT FREEZE SENTINEL

Keeps room from overheating or freezing to increase efficiency and comfort while decreasing operating and maintenance costs.



### ELECTRONIC TOUCH CONTROLS

Easy-to-use controls with clear LED readout provide a user-friendly experience.



### WEATHER BARRIER SYSTEM SEAL


Keeps noise, dirt and grime outside.  
Creates a quieter room and more efficient operation.



### ELECTRONIC TEMPERATURE LIMITING

Prevents expensive overcooling and overheating of rooms.  
Limits are automatically set, so seasonal adjustments aren't necessary.

# ZONELINE® PACKAGED TERMINAL AIR CONDITIONERS



## AZ45 SERIES | COOLING AND ELECTRIC HEAT

- Digital LED display
- Variable vent control
- Quiet fans, blowers and motors:
  - Cross-flow blower
  - Two DC fan motors
  - Smart fan cooling
- Heat and Freeze Sentinel
- Remote thermostat capability
- Electronic temperature limiting
- Works with central desk control and remote thermostats

### BASE

<b>AZ45E07DAB</b>
7,200/7,000 BTU
13.4/13.4 EER
230/208 Volts
<b>AZ45E09DAB</b>
9,700/9,600 BTU
12.1/12.1 EER
230/208 Volts
<b>AZ45E12DAB</b>
11,900/11,800 BTU
11.8/11.8 EER
230/208 Volts
<b>AZ45E15DAB</b>
14,900/14,800 BTU
10.5/10.5 EER
230/208 Volts

### PREMIUM GUARD CORROSION PROTECTION

<b>AZ45E07DAC</b>	<b>AZ45E07EAC</b>
7,200/7,000 BTU	7,300 BTU
13.4/13.4 EER	13.4 EER
230/208 Volts	265 Volts
<b>AZ45E09DAC</b>	<b>AZ45E09EAC</b>
9,400/9,300 BTU	9,500 BTU
11.8/11.8 EER	11.6 EER
230/208 Volts	265 Volts
<b>AZ45E12DAC</b>	<b>AZ45E12EAC</b>
11,800/11,600 BTU	11,800 BTU
11.5/11.5 EER	11.7 EER
230/208 Volts	265 Volts
<b>AZ45E15DAC</b>	<b>AZ45E15EAC</b>
14,600/14,500 BTU	14,900 BTU
10.5/10.5 EER	10.7 EER
230/208 Volts	265 Volts

### DRY AIR 25

<b>AZ45E07DAP</b>	<b>AZ45E09EAP</b>
6,900/6,800 BTU	9,500 BTU
12.8/12.8 EER	12.1 EER
230/208 Volts	265 Volts
<b>AZ45E09DAP</b>	<b>AZ45E12EAP</b>
9,400/9,300 BTU	11,000 BTU
12.1/12.1 EER	11.0 EER
230/208 Volts	265 Volts
<b>AZ45E12DAP</b>	
11,200/11,100 BTU	
11.5/11.5 EER	
230/208 Volts	

## AZ65 SERIES | HEAT PUMP

*Includes all resistant heat features, plus:*

- Staged heating
- Heat pump with supplemental resistance heat
- Reverse cycle defrost

### BASE

<b>AZ65H07DAB</b>	<b>AZ65H07DAC</b>
7,100/6,900 cooling BTU, 6,200/6,100 heating BTU, 13.0/13.0 EER, 4.0/4.0 COP*, 230/208 Volts	7,100/7,000 cooling BTU, 6,200/6,100 heating BTU, 13.0/13.0 EER, 4.0/4.0 COP*, 230/208 Volts
<b>AZ65H09DAB</b>	<b>AZ65H09DAC</b>
9,700/9,600 cooling BTU, 8,100/8,000 heating BTU, 12.2/12.2 EER, 3.7/3.7 COP*, 230/208 Volts	9,700/9,600 cooling BTU, 8,100/8,000 heating BTU, 12.2/12.2 EER, 3.7/3.7 COP*, 230/208 Volts
<b>AZ65H12DAB</b>	<b>AZ65H12DAC</b>
12,100/11,900 cooling BTU, 10,500/10,400 heating BTU, 11.9/11.9 EER, 3.6/3.6 COP*, 230/208 Volts	11,900/11,800 cooling BTU, 10,400/10,300 heating BTU, 11.7/11.7 EER, 3.6/3.6 COP*, 230/208 Volts
<b>AZ65H15DAB</b>	<b>AZ65H15DAC</b>
14,400/14,200 cooling BTU, 13,400/13,300 heating BTU, 10.6/10.6 EER, 3.3/3.3 COP*, 230/208 Volts	14,500/14,200 cooling BTU, 13,500/13,300 heating BTU, 10.4/10.4 EER, 3.3/3.3 COP*, 230/208 Volts

### PREMIUM GUARD CORROSION PROTECTION

<b>AZ65H07EAC</b>	<b>AZ65H09EAC</b>	<b>AZ65H12EAC</b>	<b>AZ65H15EAC</b>
7,000 cooling BTU, 6,200 heating BTU, 12.8 EER, 3.9 COP*, 265 Volts	9,500 cooling BTU, 8,100 heating BTU, 11.7 EER, 3.6 COP*, 265 Volts	11,900 cooling BTU, 10,500 heating BTU, 11.6 EER, 3.6 COP*, 265 Volts	14,500 cooling BTU, 13,500 heating BTU, 10.6 EER, 3.3 COP*, 265 Volts

### INTERNAL CONDENSATE REMOVAL

<b>AZ65H07DAD</b>	<b>AZ65H07EAD</b>
7,000/6,900 cooling BTU, 6,200/6,000 heating BTU, 13.0/13.0 EER, 4.0/4.0 COP*, 230/208 Volts	7,000 cooling BTU, 6,200 heating BTU, 12.8 EER, 3.9 COP*, 265 Volts
<b>AZ65H09DAD</b>	<b>AZ65H09EAD</b>
9,600/9,500 cooling BTU, 8,200/8,000 heating BTU, 12.0/12.0 EER, 3.6/3.6 COP*, 230/208 Volts	9,500 cooling BTU, 8,100 heating BTU, 11.7 EER, 3.5 COP*, 265 Volts
<b>AZ65H12DAD</b>	<b>AZ65H12EAD</b>
11,800/11,600 cooling BTU, 10,400/10,200 heating BTU, 11.5/11.5 EER, 3.5/3.5 COP*, 230/208 Volts	11,900 cooling BTU, 10,300 heating BTU, 11.7 EER, 3.4 COP*, 265 Volts
<b>AZ65H15DAD</b>	<b>AZ65H15EAD</b>
14,300/14,100 cooling BTU, 13,500/13,400 heating BTU, 10.3/10.3 EER, 3.2/3.2 COP*, 230/208 Volts	14,300 cooling BTU, 13,500 heating BTU, 10.4 EER, 3.2 COP*, 265 Volts

## AZ45 SERIES | RESISTANT HEAT MAKEUP AIR

- Delivers 35 CFM of continuous, makeup air
- Conditions incoming air when relative humidity outdoors is above 55%
- Quiet operation
  - Baked-on mastic
  - Cross-flow blower
  - Two DC fan motors
- Heat & Freeze Sentinels
- Electronic temperature limiting
- Electronic touch controls with LED display
- May reduce the need for rooftop units
- Product is built to order

### MAKEUP AIR

#### AZ45E09DAM

9,200/9,100 BTU  
11.5/11.5 EER  
230/208 Volts

#### AZ45E12DAM

11,600/11,500 BTU  
11.4/11.4 EER  
230/208 Volts

## AZ65 SERIES | HEAT PUMP MAKEUP AIR

*Includes all resistant heat makeup air features, plus:*

- Reverse heat cycle
- Boost heat option

### MAKEUP AIR

#### AZ65H07DAM

6,700/6,600 cooling  
BTU, 6,100/6,000  
heating BTU, 12.0/  
12.0 EER, 3.6/3.6  
COP\*, 230/208 Volts

#### AZ65H09DAM'

9,200/9,100 cooling  
BTU, 8,100/8,000  
heating BTU, 11.5/  
11.5 EER, 3.5/3.5  
COP\*, 230/208 Volts

#### AZ65H12DAM

11,500/11,400 cooling  
BTU, 10,400/10,300  
heating BTU, 11.2/  
11.2 EER, 3.5/3.5  
COP\*, 230/208 Volts

**NOTE:** Because makeup air increases room BTU load requirements and requires additional PTAC cooling or heating, the building's electrical needs may be impacted.

**NOTE:** Makeup air models listed above are not recommended for installation within two miles of coastal areas.

**NOTE:** It is strongly recommended to install makeup air with wall thermostats.


## ZONELINE® ACCESSORIES



### WALL CASE OPTIONS

#### RAB71B, RAB77B

Extended sleeves also available in 16" and 24" depths




### GRILLE OPTIONS

#### Architectural rear grille

Extruded aluminum – **RAG67**  
Stamped aluminum – **RAG60**

#### High-impact polymer grille

Beige – **RAG61**  
Maple – **RAG62**  
Dark Brown – **RAG63**



### RETROFIT KITS

#### RAK40 Deflector kit



### STANDARD SUB-BASE WITH POWER CORD INCLUDED

**RAK204D15C-15 Amp**  
**RAK204D20C-20 Amp**  
**RAK204D30C-30 Amp**



### THERMOSTATS

#### AZ45 SERIES RAK164D2

Cooling with electric heat  
digital remote thermostat

#### RAK164F2

Digital two fan speed  
thermostat for electric  
resistance

#### RAK164P2

Cooling with electric heat  
programmable remote  
thermostat

#### AZ65 SERIES RAK148D2

Heat pump digital  
remote thermostat

#### RAK148F2

Digital two fan speed  
thermostat for heat pump

#### RAK148P2

Heat pump programmable  
remote thermostat

## ADDITIONAL ACCESSORIES AVAILABLE

For example, drain kits, adapter, exterior air deflector kits and filters.  
Visit [Zoneline.com](http://Zoneline.com) for full listing.

## POWER CONNECTION KITS ARE REQUIRED ON ALL GE ZONELINE CHASSIS. *(See chart below)*

The correct kit for the installation is determined by the voltage and amperage of the electrical circuit and the means of connecting the unit to the building wiring. If the unit is to be plugged into a receptacle, a line cord kit would be used; if the unit is to be permanently connected, a permanent connection kit would be used. Cord set units of 265 volts must be installed in compliance with National Electrical Code.<sup>®</sup>

### POWER CONNECTION KITS

Required on all models. See specification information below for heater kWh and branch circuit ampacity.



#### RAK315P/320P/330P

230/208 volt line cord connection kit

*Also available with short power cords*



#### RAK315D/320D/330D

230/208 volt universal power supply kit



#### RAK515D/520D/530D

265 volt universal power supply kit

### Receptacles/Sub-bases



**Tandem**  
230/208V 15 Amp  
NEMA6-15R



**Perpendicular**  
230/208V 20 Amp  
NEMA6-20R



**Large tandem**  
230/208V 30 Amp  
NEMA6-30R



**265V 15 amp**  
NEMA7-15R;  
receptacle used on  
265V sub-base



**265V 20 amp**  
NEMA7-20R;  
receptacle used on  
265V sub-base



**265V 30 amp**  
NEMA7-30R;  
receptacle used on  
265V sub-base

### GE ZONELINE SPECIFICATIONS—HEATER WATTAGE

	230/208-Volt	Line-Cord Connected (P) and Direct Connected Units (D)				
BTU/h size		7,000/9,000		12,000/15,000		
Power connection kit	RAK315P & RAK315D	RAK320P & RAK320D	RAK330P & RAK330D	RAK315P & RAK315D	RAK320P & RAK320D	RAK330P & RAK330D
Total watts	2,410/1,990	3,420/2,830	4,830/3,990*	2,430/2,020	3,450/2,860	4,860/4,020*
Heater watts	2,400/1,960	3,400/2,780	4,800/3,930*	2,400/1,960	3,400/2,780	4,800/3,930*
Heater BTU/h	8,100/6,600	11,600/9,400	16,300/13,400*	8,100/6,600	11,600/9,400	16,300/13,400*
Total amps	10.5/9.6	14.9/13.6	21.0/19.2	10.6/9.7	15.1/13.8	21.2/19.3
Min. circuit	15	20	30	15	20	30
Recommended protective device	15 amp time-delay fuse or breaker	20 amp time-delay fuse or breaker	30 amp time-delay fuse or breaker	15 amp time-delay fuse or breaker	20 amp time-delay fuse or breaker	30 amp time-delay fuse or breaker

	265-Volt	Permanent (P, Cord Set) and Direct-Connected Units (D)				
BTU/h size		7,000/9,000		12,000/15,000		
Power connection kit	RAK515P & RAK515D	RAK520P & RAK520D	RAK530P & RAK530D	RAK515P & RAK515D	RAK520P & RAK520D	RAK530P & RAK530D
Total watts	2,440	3,450	4,850*	2,460	3,470	4,870*
Heater watts	2,400	3,400	4,800*	2,400	3,400	4,800*
Heater BTU/h	8,100	11,600	16,300*	8,100	11,600	16,300*
Total amps	9.1	12.9	18.1	9.3	13.1	18.4
Min. circuit	15	20	30	15	20	30
Recommended protective device	15 amp time-delay fuse or breaker	20 amp time-delay fuse or breaker	30 amp time-delay fuse or breaker	15 amp time-delay fuse or breaker	20 amp time-delay fuse or breaker	30 amp time-delay fuse or breaker

Each line cord kit has an integral Leakage Current Detection and Interruption (LCDI) device as required by National Electrical Code (NEC) and Underwriters Laboratories (UL) for units manufactured after August 1, 2004.

*Specifications subject to change.*

*Wall case and exterior grille are also required for new construction.*

*\*30 AMP heater wattage will be reduced in low fan operation*



# ZONELINE PACKAGED TERMINAL AIR CONDITIONER SPECIFICATIONS

	AZ45 series (typical) cooling with electric heat			
230/208V Models	AZ45E07DAB	AZ45E09DAB	AZ45E12DAB	AZ45E15DAB
Cooling BTUH	7,200/7,000	9,700/9,600	11,900/11,800	14,900/14,800
EER (BTU/Watt)	13.4/13.4	12.1/12.1	11.8/11.8	10.5/10.5
Dehumidification Pts/Hr	1.7	2.7	3.5	4.6
Refrigerant type	R-410A	R-410A	R-410A	R-410A
CFM, indoor fan high	409	409	449	449
CFM, indoor fan low	250	280	270	300
Vent CFM (full open)	33	38	42	47
Power factor	96%	98%	98%	97%
Sensible heat ratio @ 230 volts	70%	64%	60%	63%
Cooling Watts	535/520	800/790	1,010/1,000	1,415/1,405
Cooling Amperes, F.L.	2.5/2.6	3.6/3.9	4.7/5.0	6.4/6.8
Amperes, L.R.	13.5	21.0	29.5	31.5
Weight (Net/Ship)	90/100	103/113	106/116	106/116

	AZ45 series cooling with electric heat (Premium Guard Corrosion Protection)				265V Models	AZ45E07EAC	AZ45E09EAC	AZ45E12EAC	AZ45E15EAC
230/208V Models	AZ45E07DAC	AZ45E09DAC	AZ45E12DAC	AZ45E15DAC					
Cooling BTUH	7,200/7,000	9,400/9,300	11,800/11,600	14,600/14,500	Cooling BTUH	7,300	9,500	11,800	14,900
EER (BTU/Watt)	13.4/13.4	11.8/11.8	11.5/11.5	10.5/10.5	EER (BTU/Watt)	13.4	11.6	11.7	10.7
Dehumidification Pts/Hr	1.6	2.7	3.5	4.6	Dehumidification Pts/Hr	1.7	2.7	3.5	4.6
Refrigerant type	R-410A	R-410A	R-410A	R-410A	Refrigerant type	R-410A	R-410A	R-410A	R-410A
CFM, indoor fan high	409	409	449	449	CFM, indoor fan high	409	409	449	449
CFM, indoor fan low	250	280	270	300	CFM, indoor fan low	250	280	270	300
Vent CFM (full open)	33	38	42	47	Vent CFM (full open)	33	38	42	47
Power factor	96%	98%	98%	97%	Power factor	95%	94%	97%	98%
Sensible heat ratio @ 230 volts	74%	64%	60%	63%	Sensible heat ratio @ 265 volts	72%	67%	61%	59%
Cooling Watts	535/520	795/790	1,020/1,005	1,390/1,380	Cooling Watts	540	815	1,005	1,390
Cooling Amperes, F.L.	2.5/2.6	3.5/3.9	4.5/4.9	6.3/6.7	Cooling Amperes, F.L.	2.2	3.3	4.0	5.4
Amperes, L.R.	13.5	21	29.5	31.5	Amperes, L.R.	11.7	16.5	23.5	26.0
Weight (Net/Ship)	90/100	103/113	106/116	106/116	Weight (Net/Ship)	95/105	103/113	106/116	107/117

	AZ45 series cooling with electric heat (Dry Air 25)		
230/208V Models	AZ45E07DAP	AZ45E09DAP	AZ45E12DAP
Cooling BTUH	6,900/6,800	9,400/9,300	11,200/11,100
EER (BTU/Watt)	12.8/12.8	12.1/12.1	11.5/11.5
Dehumidification Pts/Hr	2.3	3.4	4.2
Refrigerant Type	R-410A	R-410A	R-410A
CFM, indoor fan high	320	370	360
CFM, indoor fan low	230	280	270
Vent CFM (full open)	40.0	44.0	44
Power factor	96%	97%	98%
Sensible heat ratio @ 230 volts	61%	58%	54%
Cooling Watts	535/530	775/765	970/960
Cooling Amperes, F.L.	2.5/2.7	3.5/3.8	4.4/4.7
Amperes, L.R.	13.5	21.0	29.5
Weight (Net/Ship)	96/106	109/119	112/122

265V Models	AZ45E09EAP	AZ45E12EAP
Cooling BTUH	9,500	11,000
EER (BTU/Watt)	12.1	11.0
Dehumidification Pts/Hr	3.5	4.2
Refrigerant type	R-410A	R-410A
CFM, indoor fan high	370	360
CFM, indoor fan low	280	270
Vent CFM (full open)	44	44
Power factor	93%	97%
Sensible heat ratio @ 265 volts	58%	54%
Cooling Watts	780	995
Cooling Amperes, F.L.	3.2	3.9
Heating Amperes	16.5	23.5
Weight (Net/Ship)	109/119	112/122

	AZ45 series cooling with electric heat (makeup air)	
230/208V Models	AZ45E09DAM	AZ45E12DAM
Cooling BTUH	9,200/9,100	11,600/11,500
EER (BTU/Watt)	11.5/11.5	11.4/11.4
Dehumidification Pts/Hr	1.8	3.2
Refrigerant type	R-410A	R-410A
CFM, indoor fan high	409	449
CFM, indoor fan low	280	270
Vent CFM (full open)	35	35
Power factor	98%	98%
Sensible heat ratio @ 230 volts	78%	69%
Cooling Watts	800/790	1,010/1,005
Cooling Amperes, F.L.	4.8/5.1	5.8/6.1
Amperes, L.R.	21.0	29.5
Weight (Net/Ship)	122/132	125/135

\*Coefficient of Performance



Listed by  
Underwriters  
Laboratories



# ZONELINE® PACKAGED TERMINAL AIR CONDITIONER SPECIFICATIONS

AZ65 (typical) series heat pump with backup electric heat (Premium Guard Corrosion Protection)									
230/208V Models	AZ65H07DAC	AZ65H09DAC	AZ65H12DAC	AZ65H15DAC	265V Models	AZ65H07EAC	AZ65H09EAC	AZ65H12EAC	AZ65H15EAC
Cooling BTUH	7,100/7,000	9,700/9,600	11,900/11,800	14,500/14,200	Cooling BTUH	7,000	9,500	11,900	14,500
EER (BTU/Watt)	13.0/13.0	12.2/12.2	11.7/11.7	10.4/10.4	EER (BTU/Watt)	12.8	11.7	11.6	10.6
Dehumidification Pts/Hr	1.6	2.6	3.7	4.8	Dehumidification Pts/Hr	1.5	2.5	3.7	4.8
Refrigerant type	R-410A	R-410A	R-410A	R-410A	Refrigerant type	R-410A	R-410A	R-410A	R-410A
CFM, indoor fan high	409	409	449	449	CFM, indoor fan high	409	409	449	449
CFM, indoor fan low	250	300	300	290	CFM, indoor fan low	250	300	300	290
Vent CFM (full open)	38	40	45	44	Vent CFM (full open)	38	40	45	44
Power factor	96%	98%	98%	97%	Power factor	95%	94%	97%	98%
Sensible heat ratio @ 230 volts	73%	68%	62%	60%	Sensible heat ratio @ 265 volts	77%	68%	62%	60%
Cooling Watts	545/535	795/785	1,015/1,005	1,390/1,360	Cooling Watts	545	810	1,025	1,365
Cooling Amperes, F.L.	2.5/2.7	3.6/3.9	4.5/4.9	6.2/6.7	Cooling Amperes, F.L.	2.2	3.3	4.0	5.3
Amperes, L.R.	13.5	21.0	29.5	31.5	Amperes, L.R.	11.7	16.5	23.5	26.0
Reverse cycle heat BTUH	6,200/6,100	8,100/8,000	10,400/10,300	13,500/13,300	Reverse cycle heat BTUH	6,200	8,100	10,500	13,500
Coefficient of Performance	4.0/4.0	3.7/3.7	3.6/3.6	3.3/3.3	Coefficient of Performance	3.9	3.6	3.6	3.3
Heating Watts	450/445	645/630	845/815	1,195/1,180	Heating Watts	460	655	875	1,195
Heating Amperes	2.1/2.2	2.9/3.1	3.8/4.0	5.4/5.7	Heating Amperes	1.9	2.8	3.5	4.6
Weight (Net/Ship)	98/108	106/116	104/114	108/118	Weight (Net/Ship)	98/108	104/114	104/114	109/119

AZ65 series heat pump with backup electric heat (Internal Condensate Removal)									
230/208V Models	AZ65H07DAD	AZ65H09DAD	AZ65H12DAD	AZ65H15DAD	265V Models	AZ65H07EAD	AZ65H09EAD	AZ65H12EAD	AZ65H15EAD
Cooling BTUH	7,000/6,900	9,600/9,500	11,800/11,600	14,300/14,100	Cooling BTUH	7,000	9,500	11,900	14,300
EER (BTU/Watt)	13.0/13.0	12.0/12.0	11.5/11.5	10.3/10.3	EER (BTU/Watt)	12.8	11.7	11.7	10.4
Dehumidification Pts/Hr	1.6	2.6	3.7	4.8	Dehumidification Pts/Hr	1.5	2.5	3.7	4.8
Refrigerant type	R-410A	R-410A	R-410A	R-410A	Refrigerant type	R-410A	R-410A	R-410A	R-410A
CFM, indoor fan high	409	409	449	449	CFM, indoor fan high	409	409	449	449
CFM, indoor fan low	250	300	300	290	CFM, indoor fan low	250	300	300	290
Vent CFM (full open)	38.0	40.0	45.0	44.0	Vent CFM (full open)	38	40	45	44
Power factor	96%	98%	98%	97%	Power factor	95%	94%	97%	98%
Sensible heat ratio @ 230 volts	73%	68%	62%	60%	Sensible heat ratio @ 265 volts	77%	68%	62%	60%
Cooling Watts	535/530	800/790	1,020/1,005	1,385/1,360	Cooling Watts	545	810	1,015	1,375
Cooling Amperes, F.L.	2.5/2.7	3.6/3.9	4.6/4.9	6.1/6.6	Cooling Amperes, F.L.	2.2	3.3	4.0	5.3
Amperes, L.R.	13.5	21.0	29.5	31.5	Amperes, L.R.	11.7	16.5	23.5	26.0
Reverse cycle heat BTUH	6,200/6,000	8,200/8,000	10,400/10,200	13,500/13,400	Reverse cycle heat BTUH	6,200	8,100	10,500	13,500
Coefficient of Performance	4.0/4.0	3.6/3.6	3.5/3.5	3.2/3.2	Coefficient of Performance	3.9	3.5	3.4	3.2
Heating Watts	450/435	665/650	870/850	1,235/1,225	Heating Watts	460	670	885	1,235
Heating Amperes	2.1/2.2	3.0/3.2	3.8/4.1	5.3/5.6	Heating Amperes	1.9	2.8	3.5	4.6
Weight (Net/Ship)	100/110	108/118	106/116	110/120	Weight (Net/Ship)	98/108	104/114	104/114	111/121

AZ65 series heat pump with backup electric heat				
230/208V Models	AZ65H07DAB	AZ65H09DAB	AZ65H12DAB	AZ65H15DAB
Cooling BTUH	7,100/6,900	9,700/9,600	12,100/11,900	14,400/14,200
EER (BTU/Watt)	13.0/13.0	12.2/12.2	11.9/11.9	10.6/10.6
Dehumidification Pts/Hr	1.7	2.6	3.7	4.8
Refrigerant type	R-410A	R-410A	R-410A	R-410A
CFM, indoor fan high	409	409	449	449
CFM, indoor fan low	250	300	300	290
Vent CFM (full open)	38	40	45	44
Power factor	96%	98%	98%	97%
Sensible heat ratio @ 230 volts	79%	68%	62%	60%
Cooling Watts	545/530	795/785	1,015/1,000	1,355/1,335
Cooling Amperes, F.L.	2.5/2.7	3.6/3.8	4.5/4.9	6.1/6.5
Amperes, L.R.	13.5	21.0	29.5	31.5
Reverse cycle heat BTUH	6,200/6,100	8,100/8,000	10,500/10,400	13,400/13,300
Coefficient of Performance	4.0/4.0	3.7/3.7	3.6/3.6	3.3/3.3
Heating Watts	450/440	645/630	850/840	1,190/1,180
Heating Amperes	2.1/2.2	3.0/3.2	3.8/4.0	5.2/5.6
Weight (Net/Ship)	98/108	104/114	104/114	107/117

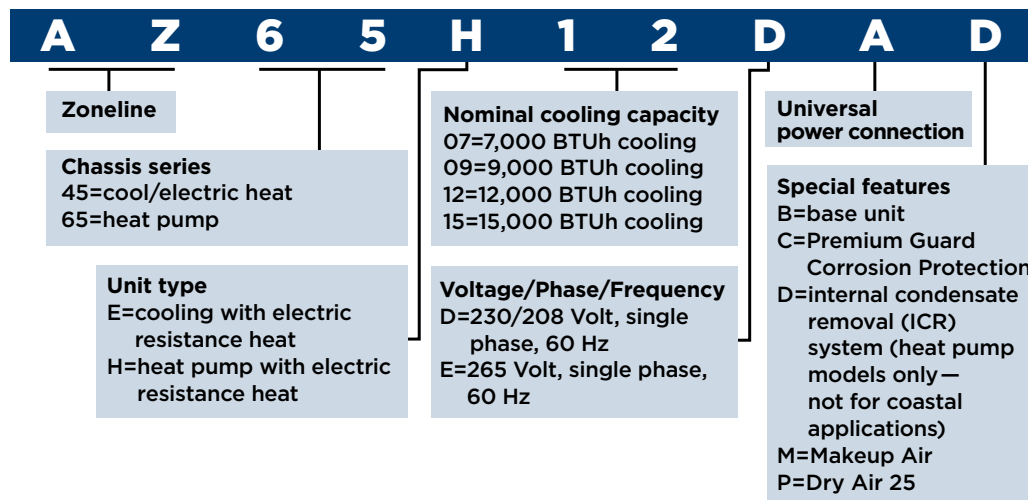
AZ65 series heat pump with backup electric heat (makeup air)			
230/208V Models	AZ65H07DAM	AZ65H09DAM	AZ65H12DAM
Cooling BTUH	6,700/6,600	9,200/9,100	11,500/11,400
EER (BTU/Watt)	12.0/12.0	11.5/11.5	11.2/11.2
Dehumidification Pts/Hr	0.5	1.6	2.8
Refrigerant type	R-410A	R-410A	R-410A
CFM, indoor fan high	409	409	449
CFM, indoor fan low	250	300	300
Vent CFM (full open)	35	35	35
Power factor	98%	98%	98%
Sensible heat ratio @ 230 volts	90%	80%	72%
Cooling Watts	555/550	800/790	1,020/1,010
Cooling Amperes, F.L.	3.8/3.9	4.8/5.1	5.9/6.3
Amperes, L.R.	13.5	21.0	29.5
Reverse cycle heat BTUH	6,100/6,000	8,100/8,000	10,400/10,300
Coefficient of Performance	3.6/3.5	3.5/3.5	3.5/3.5
Heating Watts	485/480	670/655	860/840
Heating Amperes	3.4/3.6	4.3/4.5	5.2/5.4
Weight (Net/Ship)	117/127	123/133	123/133

Specifications subject to change.

## ZONELINE WARRANTY

FOR THE PERIOD OF	GE APPLIANCES WILL REPLACE
<b>ONE YEAR</b> <i>From the date of the original purchase</i>	Any part of the air conditioner which fails due to a defect in materials or workmanship. During this <b>limited one-year warranty</b> , GE will provide, <b>free of charge</b> , all labor and related service costs to replace the defective part.
<b>FIVE YEARS</b> <i>From the date of the original purchase</i>	<b>Sealed Refrigerating System</b> , if any part of the Sealed Refrigerating System (the compressor, condenser, evaporator, and all connecting tubing) should fail due to a defect in materials or workmanship. During this <b>limited five-year warranty</b> , GE will provide, <b>free of charge</b> , all labor and related service costs to replace the defective part.
<b>SECOND THROUGH FIFTH YEAR</b> <i>From the date of the original purchase</i>	<b>Fan Motors, Switches, Thermostat, Heater, Heater Protectors, Compressor Overload, Solenoids, Circuit Boards, Auxiliary Controls, Thermistors, Freeze Sentinel, Frost Controls, ICR Pump, Capacitors, Varistors and Indoor Blower Bearing</b> , if any of these parts should fail due to a defect in materials or workmanship. During this <b>additional four-year limited warranty</b> , the customer will be responsible for any labor and related service costs.

## ZONELINE CHASSIS NOMENCLATURE



Visit [Zoneline.com](http://Zoneline.com) for more information.



Listed by  
Underwriters  
Laboratories





**GE APPLIANCES**

GE is a trademark of the General Electric Company.  
Manufactured under trademark license.



Appliance Park  
Louisville, KY 40225